

Hackathon Instructions

www.integratecon.com/hackathon/

Hi, and welcome to Integrate 2015 Hackathon, the kick-off to Integrate + API World 2015!

If you have questions about hackathon rules or timeline, you can email support@devnetwork.com and we will answer your email within 60 minutes.

(Check your email SPAM folder for incoming app messages!)

Hackathon Rules:

- Once your project team sits at a table, DO NOT change tables. This table will be assigned to you. Multiple project teams can share one table.
- Teams can build apps from scratch (Mobile App / Consumer Web App / Business Web App). Teams can solve as many [Accelerate.im challenges](http://Accelerate.im) as they want (zero, one, or multiple).
- Teams must be between 1 member and 5 members. Teams with over 5 members are not eligible for sponsored prizes or overall awards.
- All hackathon prizes will be sponsor prizes. The sponsors will choose their own prizes and choose their own prize winners during Day 2 of the hackathon. Read this manual to understand how sponsors judge you.
- There will be 2 rounds of judging on Day 2. During Round One (2:00 PM - 3:30 PM), "Overall Winner" judges will hear your pitch at your table and fill out a scoring sheet on each team. Round Two (3:30 PM - 5:30 PM) you pitch sponsors at their tables.
- Round 1 judges will judge you based on 1) Progress - how much progress did you make on your app - 2) Problem-solving – does this solve a real problem – and 3) Feasibility – could this team turn this app into a real startup or feasible product
- The top 5 project teams (as decided by the Overall Judges) will pitch on the main stage.
- Because of the sheer number of participants and teams, participants will not be able to organize teams by pitching their ideas on day one. They can however post projects to the Accelerate.im network and contact other members about joining projects.
- Sponsors are responsible for delivering you prizes. Some prizes will be delivered after the hackathon. We will provide sponsors with your contact information.

A) REQUIRED: Steps to register yourself

1. Go to www.Accelerate.im
2. Click "Register" on the upper menu
3. On registering, where it says "Event Information", where it asks "Which Accelerate.im Hackathon Have You Registered For?" be sure to choose "Integrate 2015 Hackathon"

Event Information

Which Accelerate.im
Hackathon Have You
Registered For?

Please Select

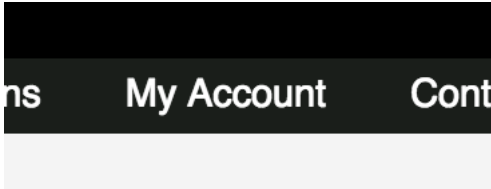


You can connect your profile to an Accelerate.im event later on

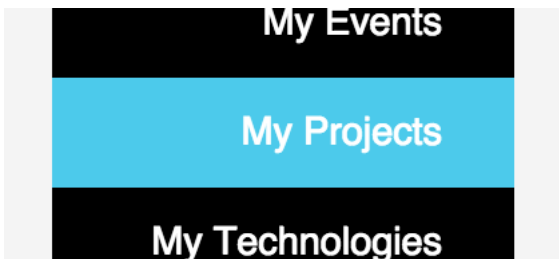
4. After you register / log in, update your profile information on:
<http://accelerate.im/dashboard>

B) REQUIRED FOR PROJECT CREATORS: Create a Project

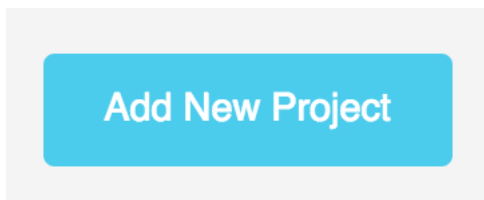
1. Make sure you are logged into Accelerate.im
2. Click “My Account” on top menu



3. Click “My Projects” on left menu



4. If you are creating a new hackathon project (to which you will invite team members to) then click “Add New Project” and complete “Edit Project Profile” and click “Save and Next”



C) REQUIRED FOR PROJECT CREATORS: Edit Project

1. On the First Page of Edit Project: “Edit Project Profile”, only the Project Title and Table Number is a required field. Table Number is the number taped to your table.
2. When Editing a Project, on the Edit Project Events page, select “Integrate 2015 Hackathon” then “Save and Next”
3. At “Edit Project Team”, open a new browser tab, go to www.accelerate.im/members, and “Search members” for the team members you want to add. Copy the entire URL of their profile, and paste to the “Edit Project Team” page you were previously on, into “Enter URL of Team Members”. Then “Add” and “Save and Next”

<input type="text" value="http://accelerate.im/user/121 "/>	<input type="button" value="Add"/>
---	------------------------------------

Team members must be registered before you can add them to the project.

4. At “Edit Project Challenges”, open a new browser tab, go to www.accelerate.im/challenges, find the URL of the challenge you are solving, and paste on “Edit Project Challenges” page, in “What challenge is this project submitting to?”. Then “Add” and “Save and Next”.

Which Challenges Is This Project Submitting To? *	<input type="text" value="http://accelerate.im/challenges/62"/>	<input type="button" value="Add"/>
---	---	------------------------------------

*You must register separately for each challenge! Go to the **Challenges** menu link above to get information and register for each challenge.*

5. At “Edit Project Technology”, open a new browser tab, go to <http://www.accelerate.im/technologies> and paste the URL of the technologies you are using on the “Edit Project Technology” page. Then “Add” and “Save and Next”.

D) REQUIRED BY SUNDAY 2:00 PM Submit project

1. On Edit Project, go to “Submit Project”
2. Drop-down should say “Not Submitted”. For each challenge, change it to “Ready to Submit” and click “Submit” button



E) REQUIRED BY SUNDAY 3:00 PM Pitch your idea to challenge sponsor

1. Under “Challenges” click on the profile of the challenge you are submitting to.
2. Click “Contact Challenge Host” or just walk over to their expo table at the Hackathon prior to 3:30 PM in order to schedule a time when you will pitch that sponsor
3. Each sponsor will be told to help teams schedule times to pitch at their sponsor expo table (3:30 PM – 5:00 PM)
4. Each team only has 2 minutes to pitch / demo each sponsor. You are able to submit to and win multiple challenge prizes.

F) Wait to see if you win

1. We will announce challenge winners and overall winners on the main stage and email all teams with decisions at 5:00 PM – 5:50 PM Sunday.